


Auditor's Report On Quarterly Financial Results and Year to Date Results of the Company Pursuant to the Regulation 33 of the SEBI (Listing Obligations and Disclosure Requirements), 2015

To
Board of Directors of
Jyothy Laboratories Limited

1. We have audited the quarterly consolidated financial results of Jyothy Laboratories Limited ('the Company') for the quarter ended March 31, 2016 and the consolidated financial results for the year ended March 31, 2016, attached herewith, being submitted by the Company pursuant to the requirement of Regulation 33 of the SEBI (Listing Obligations and Disclosure Requirements), 2015. The quarterly consolidated financial results are the derived figures between the audited figures in respect of the year ended March 31, 2016 and the published year-to-date figures up to December 31, 2015, being the date of the end of the third quarter of the current financial year, which were subject to limited review. The consolidated financial results for the quarter ended March 31, 2016 and year to date ended March 31, 2016 have been prepared on the basis of the consolidated financial results for the nine-month period ended December 31, 2015, the audited annual consolidated financial statements as at and for the year ended March 31, 2016, and the relevant requirements of Regulation 33 of the SEBI (Listing Obligations and Disclosure Requirements) Regulations, 2015 and are the responsibility of the Company's management and have been approved by the Board of Directors of the Company. Our responsibility is to express an opinion on these consolidated financial results based on our review of the consolidated financial results for the nine-month period ended December 31, 2015 which was prepared in accordance with the recognition and measurement principles laid down in Accounting Standard (AS) 25, Interim Financial Reporting, specified under the Section 133 of the Companies Act 2013 read with relevant rules issued thereunder and other accounting principles generally accepted in India; our audit of the annual consolidated financial statements as at and for the year ended March 31, 2016; and the relevant requirements of Regulation 33 of the SEBI (Listing Obligations and Disclosure Requirements) Regulations, 2015.
2. We conducted our audit in accordance with the auditing standards generally accepted in India. Those standards require that we plan and perform the audit to obtain reasonable assurance about whether the financial results are free of material misstatements. An audit includes examining, on a test basis, evidence supporting the amounts disclosed as financial results. An audit also includes assessing the accounting principles used and significant estimates made by management. We believe that our audit provides a reasonable basis for our opinion.
3. We did not audit the financial results of four certain subsidiaries included in the consolidated quarterly financial results and consolidated year to date results, whose interim financial statements reflect total assets of Rs. 2,103.71 Lacs as at March 31, 2016; as well as the total revenue of Rs. 1,685.61 Lacs for year ended March 31, 2016 and Rs. 448.82 Lacs as at the quarter ended March 31, 2016. These interim financial statements and other financial information have been audited by other auditors whose reports have been furnished to us, and our opinion on the quarterly financial results and the year to date results, to the extent they have been derived from such interim financial statements is based solely on the report of such other auditors.



SRBC & CO LLP

Chartered Accountants

4. In our opinion and to the best of our information and according to the explanations given to us these quarterly consolidated financial results as well as the year to date results:
- i. are presented in accordance with the requirements of Regulation 33 of the SEBI (Listing Obligations and Disclosure Requirements) Regulations, 2015; and
 - ii. give a true and fair view of the net profit and other financial information for the quarter ended March 31, 2016 and for the year ended March 31, 2016.
5. Further, read with paragraph 1 above, we report that the figures for the quarter ended March 31, 2016 represent the derived figures between the audited figures in respect of the financial year ended March 31, 2016 and the published year-to-date figures up to December 31, 2015, being the date of the end of the third quarter of the current financial year, which were subjected to a limited review as stated in paragraph 1 above, as required under Regulation 33 of the SEBI (Listing Obligations and Disclosure Requirements) Regulations, 2015.

For SRBC & CO LLP
Chartered Accountants
ICAI Firm Registration Number: 324982E/E300003



per Vikram Mehta
Partner
Membership No.: 105938

Place: Mumbai
Date: May 23, 2016





JYOTHY LABORATORIES LIMITED (CIN : L24240MH1992PLC128651)
STATEMENT OF STANDALONE/CONSOLIDATED AUDITED FINANCIAL RESULTS FOR THE QUARTER/YEAR ENDED MARCH 31, 2016
 Registered Office: Ujala House, Ramakrishna Mandir Road, Kondivita, Andheri East, Mumbai 400 059.

Amount (Rs in lacs)

Particulars	Standalone					Consolidated				
	Quarter ended			Year ended		Quarter ended			Year ended	
	31.03.2016	31.12.2015	31.03.2015	31.03.2016	31.03.2015	31.03.2016	31.12.2015	31.03.2015	31.03.2016	31.03.2015
	Audited (Note 4)	Unaudited	Audited (Note 4)	Audited	Audited	Audited (Note 4)	Unaudited	Audited (Note 4)	Audited	Audited
Income from operations										
(a) Net Sales	42,652	36,583	37,853	1,57,351	1,42,827	44,521	38,479	39,612	1,64,473	1,50,529
(b) Other Operating Income	14	68	454	186	955	19	64	484	183	954
Total Income from operations	42,666	36,651	38,307	1,57,537	1,43,782	44,540	38,543	40,096	1,64,656	1,51,483
Expenses										
(a) Cost of raw material and components consumed	12,109	11,375	9,647	48,641	45,636	12,359	11,630	9,841	49,663	46,776
(b) Purchase of traded goods	8,967	7,007	8,501	30,712	31,790	8,829	6,847	8,438	30,135	31,486
(c) (Increase)/ decrease in inventories of finished goods, work-in-progress and traded goods	1,069	(140)	2,243	116	(1,362)	1,075	(166)	2,303	115	(516)
(d) Employee cost	3,576	3,544	3,123	14,110	12,711	4,249	4,178	3,744	16,610	15,026
(e) Employee stock option expenses / (reversal)	(270)	246	1,089	1,750	2,871	(270)	246	1,089	1,750	2,871
(f) Advertisement and Sales Promotion expense	4,764	4,745	4,714	18,986	17,072	5,162	5,055	4,847	20,156	18,097
(g) Depreciation, amortisation and impairment	1,748	1,693	1,766	6,794	7,037	998	739	809	3,140	3,255
(h) Other expenditure	6,169	4,889	4,945	21,455	18,509	6,861	5,655	5,705	24,218	21,442
Total expenses	38,132	33,359	36,028	1,42,564	1,34,264	39,263	34,184	36,776	1,45,787	1,38,437
Profit from Operations before Other Income, Finance cost, Exceptional item and Tax	4,534	3,292	2,279	14,973	9,518	5,277	4,359	3,320	18,869	13,046
Other Income	1,248	1,260	1,473	5,654	6,586	254	248	254	1,460	992
Profit from ordinary activities before Finance cost, Exceptional item and Tax	5,782	4,552	3,752	20,627	16,104	5,531	4,607	3,574	20,329	14,038
Finance Cost	17	59	299	486	1,203	52	79	319	603	1,377
Profit from ordinary activities before exceptional items and tax	5,765	4,493	3,453	20,141	14,901	5,479	4,528	3,255	19,726	12,661
Exceptional item (Refer Note 2)	-	-	209	-	209	-	-	209	-	209
Profit from ordinary activities before tax	5,765	4,493	3,244	20,141	14,692	5,479	4,528	3,046	19,726	12,452
Current tax including deferred tax	1,892	624	-	3,905	-	1,916	625	(65)	3,931	(58)
Short provisions/MAT credit reversal of earlier years	-	-	412	-	413	-	-	412	-	412
Profit after tax from ordinary activities before minority Interest	3,873	3,869	2,832	16,236	14,279	3,563	3,903	2,699	15,795	12,098
Minority Interest	-	-	-	-	-	(2)	(4)	7	-	14
Net Profit for the year / period	3,873	3,869	2,832	16,236	14,279	3,561	3,899	2,706	15,795	12,112

SIGNED FOR IDENTIFICATION
 BY
S R B C & CO LLP
 MUMBAI





JYOTHY LABORATORIES LIMITED (CIN : L24240MH1992PLC128651)
STATEMENT OF STANDALONE/CONSOLIDATED AUDITED FINANCIAL RESULTS FOR THE QUARTER/YEAR ENDED MARCH 31, 2016
Registered Office: Ujala House, Ramakrishna Mandir Road, Kondivita, Andheri East, Mumbai 400 059.

Particulars	Standalone					Consolidated				
	Quarter ended			Year ended		Quarter ended			Year ended	
	31.03.2016	31.12.2015	31.03.2015	31.03.2016	31.03.2015	31.03.2016	31.12.2015	31.03.2015	31.03.2016	31.03.2015
	Audited (Note 4)	Unaudited	Audited (Note 4)	Audited	Audited	Audited (Note 4)	Unaudited	Audited (Note 4)	Audited	Audited
Paid up equity share capital (Face value of Re 1 each)	1,811	1,811	1,810	1,811	1,810	1,811	1,811	1,810	1,811	1,810
Paid-up Debt Capital				40,000	51,500				44,902	56,577
Reserves (excluding Revaluation Reserves as shown in the Balance Sheet)				1,01,447	94,360				82,802	76,156
Debtenture Redemption Reserve (included above)				13,680	11,995				13,680	11,995
Earnings Per Share (Rs)										
Basic earnings per share (Rs)	2.14	2.14	1.56	8.97	7.89	1.97	2.15	1.49	8.72	6.69
Diluted earnings per share (Rs)	2.11	2.10	1.55	8.84	7.83	1.94	2.12	1.48	8.60	6.65
	Not Annualised	Not Annualised	Not Annualised			Not Annualised	Not Annualised	Not Annualised		
Debt Equity Ratio				0.39	0.54				0.53	0.73
Debt Service Coverage Ratio				2.29	19.24				1.91	9.61
Interest Service Coverage Ratio				56.42	19.24				38.92	12.56


Notes :

- The above audited financial results of the Company for the quarter and year ended March 31, 2016 were reviewed by the Audit Committee and approved by the Board of Directors at their meeting held on May 23, 2016.
- Exceptional item relates to additional payment towards retrenchment of employees for the Kandanssery unit in previous year.
- Ratios have been computed as follows :-
Interest Service Coverage Ratio = Earnings before Finance cost, Depreciation and Tax / Finance cost
Debt Service Coverage Ratio = Earnings before Finance Cost, Depreciation and Tax / (Finance cost + Principal repayment)
Debt comprises long-term borrowings and current maturity of long-term borrowings.
- The figures for the quarter ended March 31, 2016 and March 31, 2015 are the balancing figures between the audited figures in respect of the full financial year and the year to date figures upto the third quarter for the respective years.
- The Board of Directors at their meeting held on May 23, 2016 recommended final dividend of Re 1 per share of Re 1 each for the financial year ended March 31, 2016. Together with an interim dividend of Rs. 4 per share paid on March 20, 2016, the total dividend for the financial year ended March 31, 2016 aggregates to Rs. 5 per share of Re 1 each. Final dividend, subject to approval of shareholders at the ensuing Annual General Meeting.

SIGNED FOR IDENTIFICATION
BY 
SRBC & CO LLP
MUMBAI

Place: Mumbai
May 23, 2016

For and on behalf of the Board


M.P. Ramachandran
Chairman and Managing Director
DIN : 00553406




JYOTHY LABORATORIES LIMITED
STATEMENT OF STANDALONE/CONSOLIDATED AUDITED FINANCIAL RESULTS FOR THE QUARTER/YEAR ENDED MARCH
31, 2016



Amount (Rs in lacs)

Notes :

- 6 Additional information required as per regulation 52(4) of Chapter V of the SEBI (Listing Obligations and Disclosure Requirements) Regulations, 2015.
- (i) Credit Analysis and Research Ltd (CARE) has affirmed "CARE AA- (Double A Minus) rating for the Company's 4,000 Secured Redeemable Zero Coupon Non Convertible Debentures of Rs. 10,00,000 each of Rs.40,000 lacs.
- (ii) Debentures are secured by first charge on fixed assets and select Brands (Maxo and Exo), the asset cover thereof exceeds 1.5 times of the principal amount.
- (iii) Due date for the Redemption of outstanding Debentures along with premium is November 14, 2016 and the redemption amount is Rs.54,720.09 lacs.
- (iv) The Company has not issued any Redeemable Preference Shares.
- 7 The Board of Directors have approved the scheme of amalgamation of Jyothy Consumer Products Marketing Limited (JCPML) with the Company on May 23, 2016. The appointed date under the scheme will be April 1, 2016.
- 8 Statement of Assets and Liabilities :-

Particulars	Standalone		Consolidated	
	As at March 31, 2016	As at March 31, 2015	As at March 31, 2016	As at March 31, 2015
	Audited	Audited	Audited	Audited
<u>EQUITY AND LIABILITIES</u>				
Shareholders' Funds				
Share capital	1,811	1,810	1,811	1,810
Reserves and surplus	1,01,447	94,360	82,802	76,156
Sub-total Shareholders' funds(Net worth)	1,03,258	96,170	84,613	77,966
Minority interest			170	144
Non-current liabilities				
Long-term borrowings	-	40,000	727	44,902
Deferred tax liabilities (Net)	2,453	-	2,530	54
Other long term liabilities	-	14,796	499	16,158
Long-term provisions	1,633	1,270	1,777	1,370
Sub-total Non-current liabilities	4,086	56,066	5,533	62,484
Current liabilities				
Trade payables	15,508	12,816	16,084	13,228
Other current liabilities	59,175	15,150	64,586	15,768
Short-term provisions	5,099	11,441	5,739	12,082
Sub-total Current liabilities	79,782	39,407	86,409	41,078
TOTAL EQUITY AND LIABILITIES	1,87,126	1,91,643	1,76,725	1,81,672

SIGNED FOR IDENTIFICATION
BY

SRBC & CO LLP
MUMBAI





JYOTHY LABORATORIES LIMITED
STATEMENT OF STANDALONE/CONSOLIDATED AUDITED FINANCIAL RESULTS FOR THE QUARTER/YEAR ENDED MARCH
31, 2016

Amount (Rs in lacs)

Particulars	Standalone		Consolidated	
	As at March 31, 2016	As at March 31, 2015	As at March 31, 2016	As at March 31, 2015
	Audited	Audited	Audited	Audited
ASSETS				
Non-current assets				
Fixed assets				
(i) Tangible assets	24,080	25,144	27,795	28,371
(ii) Intangible assets	27,384	31,889	78,983	79,031
(iii) Capital work-in-progress	523	536	552	1,619
(iv) Intangible assets under development	240	-	240	-
Non-current investments	24,313	24,455	3	150
Long-term loans and advances	70,123	60,135	23,699	17,646
Other non-current assets	78	219	94	251
Sub-total Non-current assets	1,46,741	1,42,378	1,31,366	1,27,068
Current assets				
Current investments	6,624	16,450	8,344	19,202
Inventories	17,906	18,102	18,265	18,520
Trade receivables	8,380	5,091	9,411	5,742
Cash and cash equivalents	4,937	6,526	6,120	7,670
Short-term loans and advances	2,149	2,805	2,562	3,174
Other current assets	389	291	657	296
Sub-total Current assets	40,385	49,265	45,359	54,604
TOTAL ASSETS	1,87,126	1,91,643	1,76,725	1,81,672

9 Previous period / year's figures have been regrouped/rearranged wherever necessary.

SIGNED FOR IDENTIFICATION
 BY 
S R B C & CO LLP
MUMBAI

Place: Mumbai
 May 23, 2016

For and on behalf of the board



M.P. Ramachandran
 Chairman and Managing Director
 DIN : 00553406




JYOTHY LABORATORIES LIMITED
REPORTING OF SEGMENT WISE REVENUE, RESULTS AND CAPITAL EMPLOYED


Amount (Rs in lacs)

Particulars	Standalone					Consolidated				
	Quarter ended			Year ended		Quarter ended			Year ended	
	31.03.2016	31.12.2015	31.03.2015	31.03.2016	31.03.2015	31.03.2016	31.12.2015	31.03.2015	31.03.2016	31.03.2015
	Audited (Note 4)	Unaudited	Audited (Note 4)	Audited	Audited	Audited (Note 4)	Unaudited	Audited (Note 4)	Audited	Audited
Segment Revenue :										
A. Soaps and Detergents	28,143	28,072	25,529	1,17,336	1,09,192	28,862	28,725	26,210	1,19,987	1,11,794
B. Home care	14,184	8,103	11,957	38,621	32,354	14,223	8,194	11,979	38,742	33,230
C. Laundry Services	-	-	-	-	-	1,130	1,122	1,053	4,306	4,205
D. Others	329	429	405	1,574	1,799	310	459	408	1,618	1,818
Total	42,656	36,604	37,891	1,57,531	1,43,345	44,525	38,500	39,650	1,64,653	1,51,047
Less: Inter Segment Revenue	(4)	(21)	(38)	(180)	(518)	(4)	(21)	(38)	(180)	(518)
Net Sales	42,652	36,583	37,853	1,57,351	1,42,827	44,521	38,479	39,612	1,64,473	1,50,529
Segment Results:										
Profit / (Loss) before tax and finance cost										
A. Soaps and Detergents	4,348	3,450	3,144	15,906	11,521	5,261	4,293	4,216	19,411	14,771
B. Home care	971	526	(67)	2,086	955	962	598	(77)	2,186	822
C. Laundry Services	-	-	-	-	-	(599)	(290)	(454)	(1,454)	(1,307)
D. Others	(20)	12	12	(15)	15	35	86	74	231	265
Total	5,299	3,988	3,089	17,977	12,491	5,659	4,687	3,759	20,374	14,551
Less: (i) Finance cost	(17)	(59)	(299)	(486)	(1,203)	(52)	(79)	(319)	(603)	(1,377)
(ii) Other unallocable expenditure	(753)	(708)	(765)	(2,945)	(2,938)	(388)	(346)	(439)	(1,504)	(1,532)
Add: Unallocable Income	1,236	1,272	1,428	5,595	6,551	260	266	254	1,459	1,019
Exceptional item	-	-	(209)	-	(209)	-	-	(209)	-	(209)
Profit Before Tax	5,765	4,493	3,244	20,141	14,692	5,479	4,528	3,046	19,726	12,452
Capital Employed :										
(Segment Assets - Segment Liabilities)										
A. Soaps and Detergents	42,854	43,332	45,799	42,854	45,799	25,151	24,762	25,033	25,151	25,033
B. Home care	8,503	11,942	8,554	8,503	8,554	8,497	11,936	8,475	8,497	8,475
C. Laundry Services	-	-	-	-	-	6,411	6,987	6,882	6,411	6,882
D. Others	1,940	1,965	2,155	1,940	2,155	471	435	440	471	440
E. Unallocated assets/(liabilities) (net)	49,961	53,314	39,662	49,961	39,662	44,253	48,344	37,280	44,253	37,280
Total	1,03,258	1,10,553	96,170	1,03,258	96,170	84,783	92,464	78,110	84,783	78,110

Note : Soaps and Detergents includes fabric whitener, fabric detergent, dishwash bar and soaps including ayurvedic soaps. Home care products includes incense sticks, scrubber and mosquito repellents. Laundry services includes drycleaning and laundry. Others includes Body care products.

SIGNED FOR IDENTIFICATION
BY

S R B C & CO LLP
MUMBAI

Place: Mumbai
 May 23, 2016

For and on behalf of the board

M.P. Ramachandran
 Chairman and Managing Director
 DIN : 00553406

